



MR. BEEPS ACTIVITY BOOK




Street Smarts Diablo

*A Traffic Safety Program to educate pedestrians, cyclists
and drivers in Central & East Contra Costa County*

www.StreetSmartsDiablo.com

MR. BEEPS & MAGGIE







"Remember, Street Smarts Safety Experts always make eye contact with drivers before crossing the street."

Mr. Beeps is a robotic car from the Diablo Region who teaches students to be Traffic Safety Experts while out on the road. He will help you learn how to be safe around traffic and sidewalks. Maggie is a greyhound. She is very fast and likes to help Mr. Beeps.

MR. BEEPS

CROSSWALK MAZE



Help the kids find their way to the Street Smarts Safety Center safely by using the crosswalks and sidewalks. Remember  means "Don't Walk" (it's not safe to cross yet) and  means "Walk" (it's safe to cross once you've looked both ways).



Street Smarts Safety Experts are smart about **BICYCLE SAFETY**



Hayden is getting ready to ride his bike, but he needs to decipher these important Street Smarts Safety tips before heading out, or he could get hurt. Can you solve the puzzle?

1. Wear a bicycle **ᠠᠶᠢᠨᠠᠨᠠᠨ**.
2. Ride with the **ᠴᠢᠳᠤᠨᠠᠨ** flow.
3. Ride in a **ᠠᠨᠠᠨᠠᠨᠠᠨ** line.
4. Ride to the **ᠠᠨᠠᠨ**

(Unless you are turning left, passing another bicycle or vehicle, or avoiding hazards.)

5. Stop at **ᠠᠨᠠᠨᠠᠨ ᠠᠨᠠᠨ** and red lights.
6. Use a light, reflectors and **ᠠᠨᠠᠨᠠᠨᠠᠨ ᠠᠨᠠᠨᠠᠨᠠᠨ** at night.
7. Wear bright clothing during the **ᠠᠨᠠᠨᠠᠨ**.
8. Keep a **ᠠᠨᠠᠨᠠᠨᠠᠨ ᠠᠨᠠᠨ** from parked cars.
9. Use proper **ᠠᠨᠠᠨᠠᠨ ᠠᠨᠠᠨ** when turning, stopping or changing lanes.
10. Use extra caution when it is **ᠠᠨᠠᠨᠠᠨ**, and allow extra time to stop.
11. Cross railroad tracks at a **ᠠᠨᠠᠨ ᠠᠨᠠᠨ**.
12. **ᠠᠨᠠᠨ** your bike when using a crosswalk.
13. Do not wear **ᠠᠨᠠᠨᠠᠨᠠᠨᠠᠨ** on both ears while riding.
14. Keep your bike properly **ᠠᠨᠠᠨᠠᠨᠠᠨ** so it is safe.
15. Do not **ᠠᠨᠠᠨ** and ride.
16. Be alert for road **ᠠᠨᠠᠨᠠᠨ**.
17. Watch for cars at cross streets and **ᠠᠨᠠᠨᠠᠨᠠᠨ**.
18. Obey all traffic **ᠠᠨᠠᠨᠠᠨ**.
19. Be aware of parked cars and watch for **ᠠᠨᠠᠨᠠᠨ ᠠᠨᠠᠨ** that may open.
20. Give **ᠠᠨᠠᠨᠠᠨᠠᠨᠠᠨ** the right of way.

MATCH THE COLORS

with the correct road signs




WARNING
SIGNS



REGULATORY
SIGNS



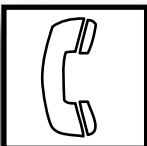
CONSTRUCTION
SIGNS



RECREATION
SIGNS

DIABLO REGION
NEXT 9 EXITS

DESTINATION
SIGNS




MOTORIST
SERVICES



"Street Smarts Safety
Experts always
remember to obey
all road signs for
everyone's safety!"





Help Mr. Beeps & Maggie
find the

HIDDEN WORDS

Y K V M O W A C N C A Z S T K R J Q A K
N Q K W F L A D K L A W S S O R C O E Z
Q G L D I Z V L T C S R Y Q X S L B G Z
C A I N T E R S E C T I O N Y S M H T X
I S Z S Y K S T R A M S T E E R T S D M
F X G S H O H E L M E T N I R H B O U E
F L O C P T C E L C Y C I B R D O J O K
A J P W U X E V V P E D E S T R I A N U
R B B P Z Q K L A W D H R Z W R O R Y E
T E D Z D R W A T U L A N G I S K T T R

Walk

Intersection

Traffic

Law

Bicycle

Signal

Car


Helmet

Sign

Pedestrian

Crosswalk

Street Smarts





Street Smarts Safety Experts know how to **BREAK THE ROAD CODE**



| | | | |
|-------|--------|--------|--------|
| 1 = B | 8 = N | 15 = U | 22 = D |
| 2 = G | 9 = H | 16 = A | 23 = T |
| 3 = J | 10 = E | 17 = V | 24 = X |
| 4 = S | 11 = P | 18 = C | 25 = L |
| 5 = Y | 12 = W | 19 = M | 26 = R |
| 6 = I | 13 = Q | 20 = O | |
| 7 = K | 14 = Z | 21 = F | |

Help Maria use the code to fill in the blanks.



1. Always wear a $\frac{9}{9} \frac{10}{10} \frac{25}{25} \frac{19}{19} \frac{10}{10} \frac{23}{23}$ when riding a bike.



2. $\frac{20}{20} \frac{26}{26} \frac{22}{22} \frac{6}{6} \frac{8}{8} \frac{16}{16} \frac{26}{26} \frac{5}{5}$ kids can be $\frac{10}{10} \frac{24}{24} \frac{23}{23} \frac{26}{26} \frac{16}{16}$ ordinary heroes!

3. The $\frac{15}{15} \frac{25}{25} \frac{23}{23} \frac{6}{6} \frac{19}{19} \frac{16}{16} \frac{23}{23} \frac{10}{10}$ adventure is saving lives!



4. Report $\frac{9}{9} \frac{6}{6} \frac{22}{22} \frac{22}{22} \frac{10}{10} \frac{8}{8}$ stop signs to an $\frac{16}{16} \frac{22}{22} \frac{15}{15} \frac{25}{25} \frac{23}{23}$ right away.

5. $\frac{4}{4} \frac{23}{23} \frac{20}{20} \frac{11}{11}$ signs are red with white letters.

6. Look $\frac{1}{1} \frac{20}{20} \frac{23}{23} \frac{9}{9}$ ways before $\frac{18}{18} \frac{26}{26} \frac{20}{20} \frac{4}{4} \frac{4}{4} \frac{6}{6} \frac{8}{8} \frac{2}{2}$ the street.

7. Never $\frac{18}{18} \frac{9}{9} \frac{16}{16} \frac{4}{4} \frac{10}{10}$ a ball into the street. Always stop and $\frac{25}{25} \frac{20}{20} \frac{20}{20} \frac{7}{7}$ first.

8. Always wear your $\frac{4}{4} \frac{10}{10} \frac{16}{16} \frac{23}{23} \frac{1}{1} \frac{10}{10} \frac{25}{25} \frac{23}{23}$ snugly when riding in a car.

9. When $\frac{26}{26} \frac{6}{6} \frac{22}{22} \frac{6}{6} \frac{8}{8} \frac{2}{2}$ your bike in a street, always ride the $\frac{4}{4} \frac{16}{16} \frac{19}{19} \frac{10}{10}$ direction that cars go.

10. When walking along a street that has no $\frac{4}{4} \frac{6}{6} \frac{22}{22} \frac{10}{10} \frac{12}{12} \frac{16}{16} \frac{25}{25} \frac{7}{7} \frac{4}{4}$, always walk $\frac{21}{21} \frac{16}{16} \frac{18}{18} \frac{6}{6} \frac{8}{8} \frac{2}{2}$ traffic.

MR. BEEPS says...

**IT'S UP
TO YOU!**

BIKE, WALK & DRIVE SAFELY



DIABLO REGION

"Everytime you
cross the street,
look **LEFT, RIGHT, LEFT**
before you move
your feet."

"Always wear your helmet
when riding bicycles,
skateboards, scooters, or
skates! It's the **LAW!**"



Street Smarts Diablo is brought to you by
511 Contra Costa in cooperation with the
cities of Antioch, Brentwood, Clayton,
Concord, Martinez, Oakley, Pittsburg,
Pleasant Hill, Walnut Creek
and unincorporated areas of
Central & East Contra Costa County.

www.StreetSmartsDiablo.com

A Traffic Tim Production for Street Smarts Diablo / 511 Contra Costa
© 2014 Traffic Tim™ All rights reserved. Printed in the USA

